

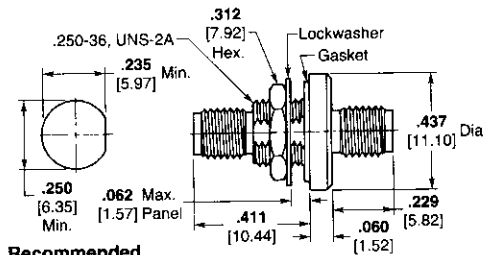
Hermetically Sealed (Continued)

Panel Feed-through Hermetic Adapter Jack to Jack¹



Electrical

VSWR (GHz) — 1.10 + .01f
RF Leakage (dB) — -(100 - fGHz)



Recommended Mounting Hole

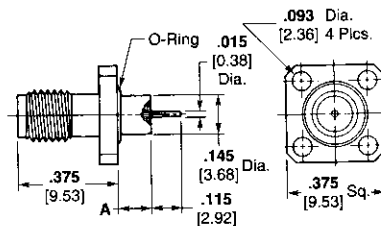
M/A-COM Part No. (Ref. Only)	AMP Part No.
1084-1100-00	1045725-1

O-Ring Gasket Hermetic Seal Flange Mount Jack Receptacle^{1,2}



Electrical

VSWR (GHz) — 1.05 + .01f
RF Leakage (dB) — -(70 - fGHz)



Recommended Mounting Hole

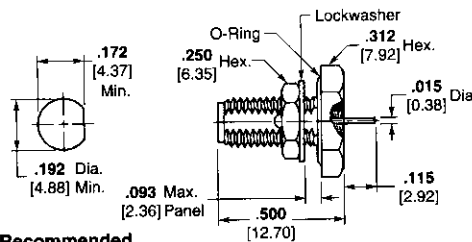
M/A-COM Part No. (Ref. Only)	AMP Part No.	Dim. A
1052-3121-00	1045593-1	.093 2.36

Rear Mount Jack Receptacle^{1,2}



Electrical

VSWR (GHz) — 1.05 + .014f
RF Leakage (dB) — -(70 - fGHz)



Recommended Mounting Hole

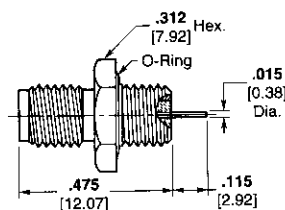
M/A-COM Part No. (Ref. Only)	AMP Part No.
1056-3100-00	1045633-1

Bulkhead Feed-through Front Mount Jack Receptacle



Electrical

VSWR (GHz) — 1.05 + .01f
RF Leakage (dB) — -(70 - fGHz)



M/A-COM Part No. (Ref. Only)	AMP Part No.
1058-3100-00	1045642-1

1. Finish: Gold plate, -00. For passivated stainless steel, change the Part Number suffix from -00 to -02.
2. On passivated versions (-02), pins are pre-tinned using Sn60 solder.